

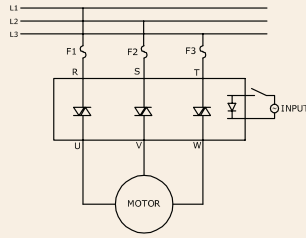
Series: 012 J/K

**Three Phase SSR (480VAC)
10~60Amps**

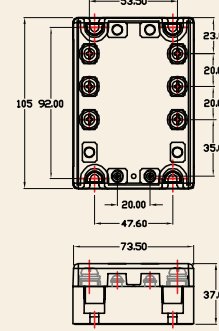
INPUT : AC Control
OUTPUT : Triac



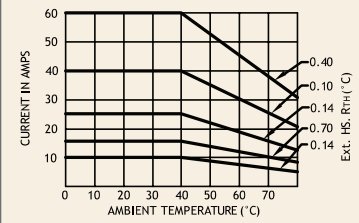
Schematic



Mechanical Drawing



Derating Curve



Salient Features

- Opto Isolation 4000 VAC • Input Control AC • Zero Voltage Turn On/Random Turn On • Load Current 3x10A/16A/25A/40A/60A
- Safety Cover Provision to Meet IP 20 Protection

ELECTRICAL SPECIFICATION @ TA = 25°C			NOTE: FOR RANDOM T-ON SSR, ADD LETTER 'K' IN PLACE OF 'J'				
PARAMETER	SYMBOL	UNIT	PRODUCT PART NUMBERS				
			012 JAA 481028	012 JAA 481628	012 JAA 482528	012 JAA 484028	012 JAA 486028

INPUT

PARAMETER	SYMBOL	UNIT	012 JAA 481028	012 JAA 481628	012 JAA 482528	012 JAA 484028	012 JAA 486028
Control Voltage Range		Vac	90~280	90~280	90~280	90~280	90~280
Control Current Range		mA	9~25	9~25	9~25	9~25	9~25
Pick-up Voltage		Vac	90	90	90	90	90
Drop-out Voltage		Vac	45	45	45	45	45
Input Resistance		KOhms	11	11	11	11	11

OUTPUT

PARAMETER	SYMBOL	UNIT	012 JAA 481028	012 JAA 481628	012 JAA 482528	012 JAA 484028	012 JAA 486028
RMS on state Current	IT	A	10	16	25	40	60
Mains Control Voltage	Vrms	Vac	48-480	48-480	48-480	48-480	48-480
Rep Peak Off state Voltage	Vdrm	Vpk	800	800	800	800	800
Peak one cycle surge Current (Non-Rep)	ITSM	A	100	160	250	400	400
On state Voltage Drop	VTM	Vac	1.6	1.6	1.6	1.6	1.6
Off state Leakage current	Idrm	mA	5	5	5	5	5
Zero T-On Voltage	Zvs	Vpk	25	25	25	25	25
Critical Rate of Rise Off state Voltage	dv/dt	V/μs	400	400	500	500	500
Holding Current	Ih	mA	50	50	75	80	80
Fusing Current	I ² T	A ² s	55	144	340	880	880
Thermal Resistance	RTH	°C/W	2.4	2.1	0.9	0.6	0.6
Turn-On	T-On	ms	40	40	40	40	40
Turn-Off	T-Off	ms	80	80	80	80	80
Frequency Range	f	Hz	47~63	47~63	47~63	47~63	47~63
Operating Temp	T Oper	°C	-30 to +80	-30 to +80	-30 to +80	-30 to +80	-30 to +80

